

SC Annual School Report Card Summary

Liberty Elementary School
 Pickens County
 Grades: PK-5 Enrollment: 509
 Principal: J. Lowell Haynes
 Superintendent: Dr. Kelly Pew, Ph. D.
 Board Chair: Judy Edwards

PERFORMANCE

Comprehensive detail, including definitions of ratings, performance criteria, and explanations of status, is available on www.ed.sc.gov and www.eoc.sc.gov as well as school and school district websites. Printed versions are available from school districts upon request.

YEAR	ABSOLUTE RATING	GROWTH RATING	PALMETTO GOLD AND SILVER AWARD		ESEA/FEDERAL ACCOUNTABILITY RATING SYSTEM	
			General Performance	Closing the Gap	ESEA Grade	Accountability Indicator
2013	Good	Average	TBD	TBD	B	Focus
2012	Excellent	Excellent	Gold	Silver	B	Focus
2011	Excellent	Excellent	Gold	N/A	Met	N/A

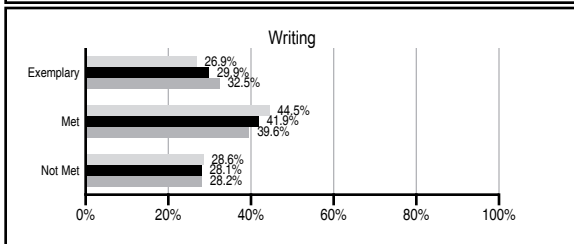
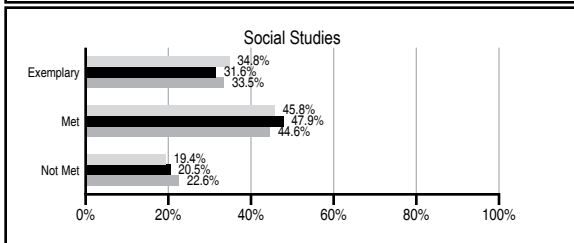
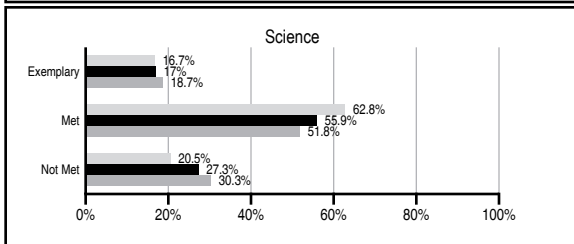
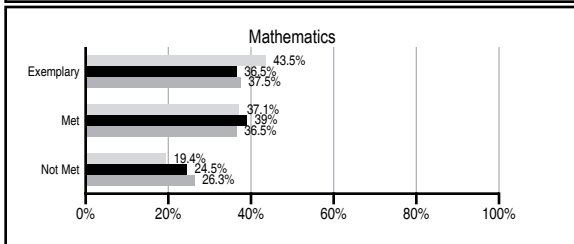
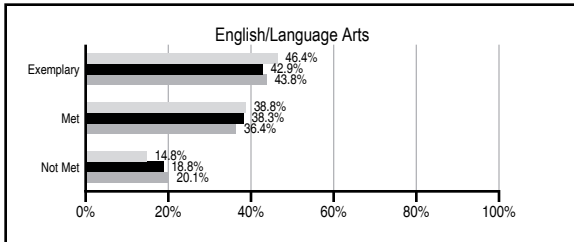
ABSOLUTE RATINGS OF ELEMENTARY SCHOOLS WITH STUDENTS LIKE OURS*

EXCELLENT	GOOD	AVERAGE	BELOW AVERAGE	AT-RISK
14	49	56	1	0

* Ratings are calculated with data available by 11/07/2013. Schools with Students Like Ours are Elementary Schools with Poverty Indices of no more than 5% above or below the index for this school.


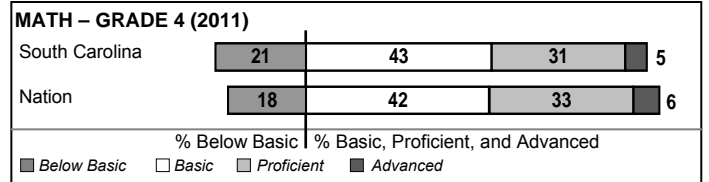
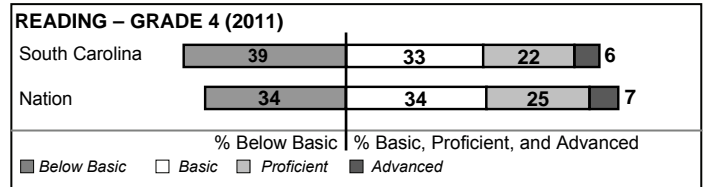
PASS PERFORMANCE

Our School
 Elementary Schools with Students Like Ours
 Elementary schools statewide



NAEP PERFORMANCE*

* Performance reported for SC and nation, data not available at school level. Percentages at NAEP Achievement Levels.



SC PERFORMANCE VISION

By 2020 all students will graduate with the knowledge and skills necessary to compete successfully in the global economy, participate in a democratic society and contribute positively as members of families and communities.

Abbreviations Key

N/A Not Applicable N/AV Not Available N/C Not Collected N/R Not Reported I/S Insufficient Sample TBD To be determined

Liberty Elementary School [Pickens County]

SCHOOL PROFILE

	Our School	Change from Last Year	Elementary Schools with Students Like Ours	Median Elementary School
Students (n=509)				
Retention rate	3.1%	Down from 3.2%	1.2%	0.9%
Attendance rate	96.4%	Down from 96.5%	96.2%	96.3%
Served by gifted and talented program	9.1%	N/A	7.0%	7.2%
With disabilities	14.9%	N/A	14.0%	12.4%
Older than usual for grade	3.8%	N/A	2.2%	1.9%
Out-of-school suspensions or expulsions for violent and/or criminal offenses	0.0%	No Change	0.0%	0.0%
Teachers (n=37)				
Teachers with advanced degrees	62.2%	Down from 62.9%	62.2%	62.5%
Continuing contract teachers	83.8%	Down from 85.7%	85.3%	83.3%
Teachers returning from previous year	77.9%	Down from 78.4%	89.3%	88.3%
Teacher attendance rate	95.7%	Up from 94.5%	94.7%	95.0%
Average teacher salary*	\$48,250	Down 2.0%	\$48,740	\$48,193
Classes not taught by highly qualified teachers	0.0%	No Change	0.0%	0.0%
Professional development days/teacher	14.1 days	Up from 13.4 days	11.2 days	11.0 days
School				
Principal's years at school	4.0	Up from 3.0	5.0	4.0
Student-teacher ratio in core subjects	18.8 to 1	Down from 19.7 to 1	20.1 to 1	20.1 to 1
Prime instructional time	89.7%	Up from 89.4%	89.7%	90.0%
Opportunities in the arts	Good	No Change	Good	Good
SACS accreditation	Yes	No Change	Yes	Yes
Parents attending conferences	100.0%	No Change	100.0%	100.0%
Character development program	Excellent	No Change	Excellent	Excellent
Dollars spent per pupil**	\$7,893	Up 4.7%	\$7,297	\$7,364
Percent of expenditures for instruction**	67.0%	Up from 64.8%	68.0%	68.0%
Percent of expenditures for teacher salaries**	65.0%	Up from 62.4%	65.5%	66.0%
ESEA composite index score	86.2	Up from 85.8	88.2	88.0

* Length of contract = 185+ days.

** Prior year audited financial data available.

EVALUATION RESULTS

	Teachers	Students*	Parents*
Number of surveys returned	34	89	51
Percent satisfied with learning environment	100%	87.7%	90.2%
Percent satisfied with social and physical environment	94.1%	84.1%	88.6%
Percent satisfied with school-home relations	94.1%	92%	86.5%

*Only students at the highest elementary school grade level at this school and their parents were included.

REPORT OF PRINCIPAL AND SCHOOL IMPROVEMENT COUNCIL

Liberty Elementary School (LES) has had a military theme for the 2012-2013 school year and our focus has been on leadership. We have worked hard to teach our students that "Leadership Encourages Success". This year our entire faculty read the book "The Leader in Me" and worked hard to teach our students the 7 Habits of Leadership. We believe it is imperative that our students learn what it means to be a leader and that these skills will help to ensure their success, regardless of what profession they choose in life.

Our faculty, staff, and administration work diligently to provide a safe, caring, and academically challenging environment for all 550 of our students. Our goal is for each of them to learn and reach their full potential. We are proud of our strong history of academic success. LES has won the Palmetto Gold and Silver Award every year since its inception in 2002. LES has also received an Absolute Rating of Excellent and an Improvement Rating of Excellent on our School Report Card for the past three years. We have achieved these accolades through the continuous professional development of our teachers. Our teachers are always seeking new and effective strategies such as: Thinking Maps, Literacy By Design, Café, manipulatives, Every Day Math, Classworks, science kits, guided reading, Accelerated Reader, Project Read, Write From The Beginning, STEM, and Reading Recovery.

At Liberty Elementary we not only focus on educating the mind, we work hard to develop the whole child. This year we continued to use the Positive Behavior Interventions and Support (PBIS) program here at LES. We also continued our partnership with the Young Appalachian Musicians (YAMs) program. This program had numerous students staying after school to learn to play the banjo, guitar, and fiddle. Our guidance counselor taught the Seven Habits of Leadership in monthly classroom guidance lessons. She also has a helper named Dolly Mae, our very own school dog, who is always there to make any student feel better. We continued the BARK and Fix-It-Fido programs that bring dogs into the school to work with students who struggle with reading and to assist with bullying. LES also partnered with the Feed A Hungry Child Program to provide food over the weekend for numerous needy students. Finally, we continued to offer Breakfast In The Classroom for our students.

Parent communication and support is essential to the success of any school. Therefore, use a variety of forms of communication to inform parents of how their child is doing in school. We communicate through weekly folders, the Parent Link phone system, newsletters, agendas, interim reports, and report cards. We also offer a variety of ways for parents to become involved in their child's education. Some of the opportunities for our school involvement include the School Improvement Council, PTO, parent nights, and the volunteer program. The school, family, and community must share the educational responsibility to produce students who are effective members of society. Thank you for all of your support in helping to make this year a year to remember.

Corey Lewis, Chair of the School Improvement Council
Lowell Haynes, Principal

Comprehensive detail, including definitions of ratings, performance criteria, and explanations of status, is available on www.ed.sc.gov and www.eoc.sc.gov as well as school and school district websites.

Printed versions are available from school districts upon request.

Abbreviations Key

N/A Not Applicable N/AV Not Available N/C Not Collected N/R Not Reported I/S Insufficient Sample TBD To be determined
NI Newly Identified CSI Continuing School Improvement CA Corrective Action RP Plan to Restructure R Restructure DELAY School Improvement Status HOLD School Improvement Status